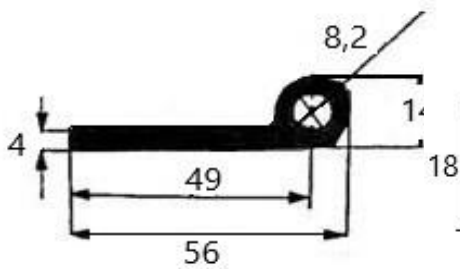
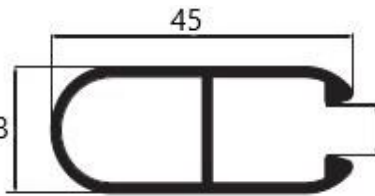



PROFILE SPECJALNE



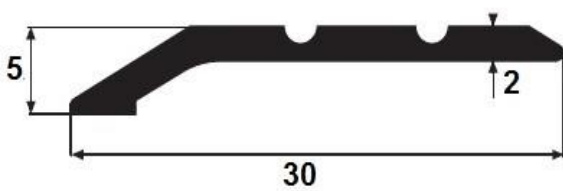
A4714 (zawiasowy)
0,76 kg/m



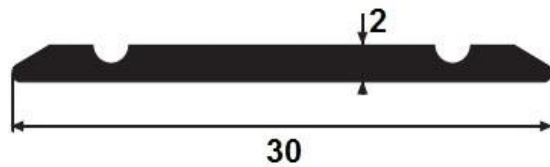
A6062
0,49 kg/m



A6280
0,127 kg/m



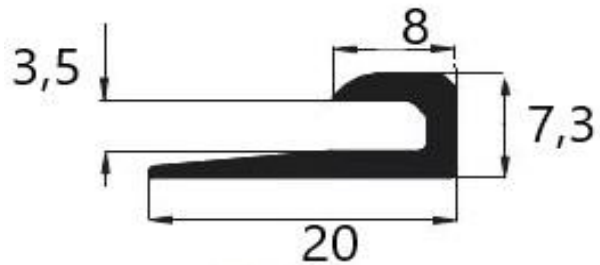
A6226
0,153 kg/m



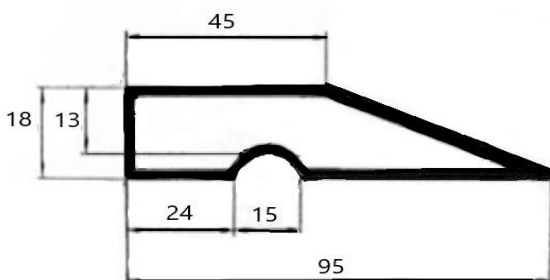
A6227
0,147 kg/m



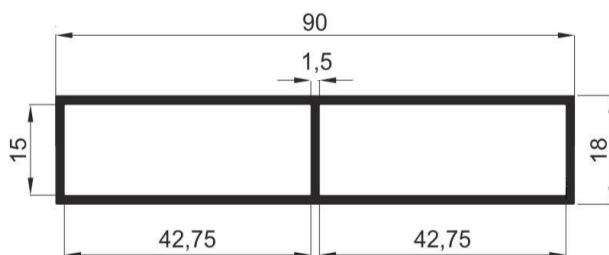
S 72017
0,24 kg/m



S 73004
0,14 kg/m



A6322 (łata murarska)
0,85 kg/m



A 6085 (łata murarska)
0,92 kg/m